



Washington State Summary

Silver Ridge Elementary

10622 HILLSBORO DR NW
SILVERDALE, WA 98383-7713

360.662.9500

Enrollment*

400



6%

English Learners

9%

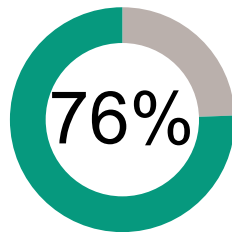
Low Income

Student Performance*

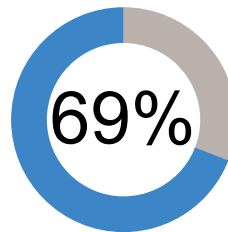
How are we doing getting students to their learning goals?



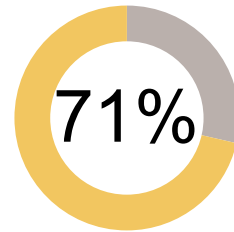
English Language Arts



Math



Science



Met grade level standards on state administered tests

How engaged are our students?




88%

Have Regular Attendance



21%

Have High English Language Arts Growth



28%

Have High Math Growth

About Our Teachers and Classrooms



24

Number of Teachers

67%

Have Master's Degree or Higher

18.0

Average Years Experience



15.7

Number of Students per Teacher

Finances

How much money do we spend on each student?

\$10,862

Staff Salary & Benefits



\$1,745

Non-Personnel Costs

All information is for the 2017-18 school year, unless marked with an * to indicate 2018-19. To see more from the Washington State Report Card, visit WashingtonStateReportCard.OSPI.k12.wa.us/ReportCard/ViewSchoolOrDistrict/101734. If you have questions or comments, contact ReportCardRedesign@k12.wa.us

