



Washington State Summary

Pinecrest Elementary

5530 PINE RD NE
BREMERTON, WA 98311-3132

360.662.9200

Enrollment*

417



5%

English Learners

14%

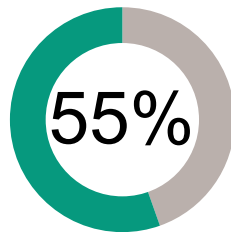
Low Income

Student Performance*

How are we doing getting students to their learning goals?

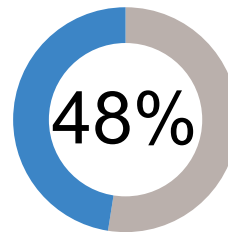


English Language Arts



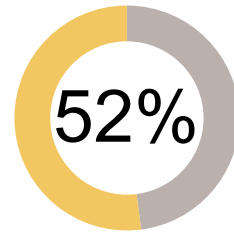
55%

Math



48%

Science



52%

Met grade level standards on state administered tests

How engaged are our students?



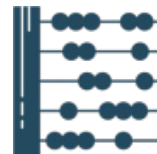
81%

Have Regular Attendance



24%

Have High English Language Arts Growth



16%

Have High Math Growth

About Our Teachers and Classrooms



28

Number of Teachers

54%

Have Master's Degree or Higher

13.3

Average Years Experience



15.4

Number of Students per Teacher

Finances

How much money do we spend on each student?

\$11,361

Staff Salary & Benefits



\$1,745

Non-Personnel Costs

All information is for the 2017-18 school year, unless marked with an * to indicate 2018-19. To see more from the Washington State Report Card, visit WashingtonStateReportCard.OSPI.k12.wa.us/ReportCard/ViewSchoolOrDistrict/101738
If you have questions or comments, contact ReportCardRedesign@k12.wa.us

