



# Washington State Summary

## Green Mountain Elementary

3860 BOUNDARY TRAIL NW  
BREMERTON, WA 98312-0000

360.662.8700

### Enrollment\*

369



0%

English Learners

14%

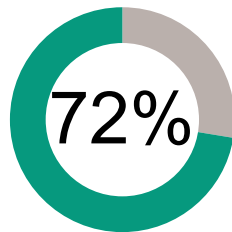
Low Income

### Student Performance\*

How are we doing getting students to their learning goals?

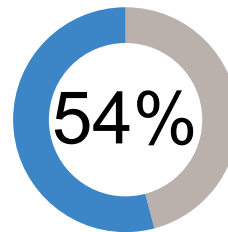


English Language Arts



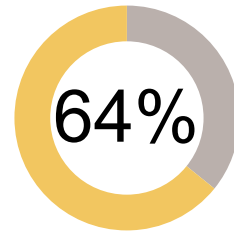
72%

Math



54%

Science



64%

Met grade level standards on state administered tests

### How engaged are our students?




85%

Have Regular Attendance



25%

Have High English Language Arts Growth



21%

Have High Math Growth

### About Our Teachers and Classrooms



27

Number of Teachers

41%

Have Master's Degree or Higher

13.9

Average Years Experience



14.3

Number of Students per Teacher

### Finances

How much money do we spend on each student?

\$10,441

Staff Salary & Benefits



\$1,745

Non-Personnel Costs

All information is for the 2017-18 school year, unless marked with an \* to indicate 2018-19. To see more from the Washington State Report Card, visit [WashingtonStateReportCard.OSPI.k12.wa.us/ReportCard/ViewSchoolOrDistrict/101735](http://WashingtonStateReportCard.OSPI.k12.wa.us/ReportCard/ViewSchoolOrDistrict/101735). If you have questions or comments, contact [ReportCardRedesign@k12.wa.us](mailto:ReportCardRedesign@k12.wa.us)

