



Washington State Summary

Esquire Hills Elementary

2650 NE John Carlson RD
Bremerton, WA 98311-3928

360.662.8600

Enrollment*

365



2%

English Learners

17%

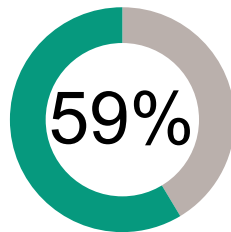
Low Income

Student Performance*

How are we doing getting students to their learning goals?

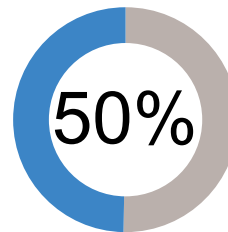


English Language Arts



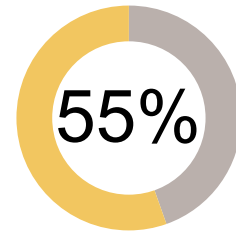
59%

Math



50%

Science



55%

Met grade level standards on state administered tests

How engaged are our students?




85%

Have Regular Attendance



29%

Have High English Language Arts Growth



30%

Have High Math Growth

About Our Teachers and Classrooms



26

Number of Teachers

62%

Have Master's Degree or Higher

14.6

Average Years Experience



13.1

Number of Students per Teacher

Finances

How much money do we spend on each student?

\$12,336

Staff Salary & Benefits



\$1,745

Non-Personnel Costs

All information is for the 2017-18 school year, unless marked with an * to indicate 2018-19. To see more from the Washington State Report Card, visit WashingtonStateReportCard.OSPI.k12.wa.us/ReportCard/ViewSchoolOrDistrict/101727. If you have questions or comments, contact ReportCardRedesign@k12.wa.us

