



Washington State Summary

Brownsville Elementary



8795 ILLAHEE RD NE
SILVERDALE, WA 98311-0008



360.662.8000

Enrollment*

471



2%

English Learners

7%

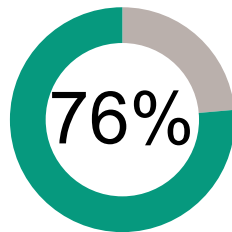
Low Income

Student Performance*

How are we doing getting students to their learning goals?

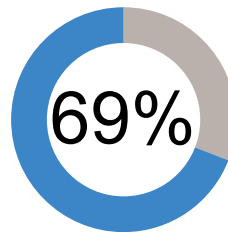


English Language Arts



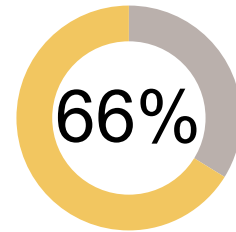
76%

Math



69%

Science



66%

Met grade level standards on state administered tests

How engaged are our students?



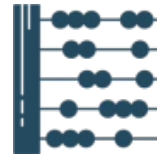
92%

Have Regular Attendance



26%

Have High English Language Arts Growth



24%

Have High Math Growth

About Our Teachers and Classrooms



31

Number of Teachers

65%

Have Master's Degree or Higher

14.2

Average Years Experience



14.7

Number of Students per Teacher

Finances

How much money do we spend on each student?

\$10,435

Staff Salary & Benefits



\$1,745

Non-Personnel Costs

All information is for the 2017-18 school year, unless marked with an * to indicate 2018-19. To see more from the Washington State Report Card, visit WashingtonStateReportCard.OSPI.k12.wa.us/ReportCard/ViewSchoolOrDistrict/101720
If you have questions or comments, contact ReportCardRedesign@k12.wa.us

